


New from #1 *New York Times* Bestseller Matthew Van Fleet



Event Kit

When Storytime is Playtime!

A Paula Wiseman Book • Simon & Schuster Children's Publishing • KIDS.SimonandSchuster.com

Illustrations © 2010 by Dragonfly Design, Inc.



Heads Event Kit

Eye-Popping Fun for Toddlers!

Dear bookseller, teacher, librarian or parent:

Welcome to the HEADS Event Kit!


From Matthew Van Fleet comes HEADS, the long-awaited companion to the phenomenal bestseller TAILS that will dazzle and delight children of all ages! With eight ingenious pull tabs, seven pettable textures, and an astonishing fold-out finale, HEADS delivers interactive surprises on every page! The irresistible critters use their heads to demonstrate opposites, actions and more, making the book perfect for an event kit!

This kit includes the following:

- 1. One large poster.** Use this poster to promote your event!
- 2. Five activity sheets.** Please make the appropriate number of copies of each activity for your event. The sheets are located on the back of the poster.
- 3. Paper animal hats** (25 included). Have each child act out the traits of his or her favorite animal(s) in the HEADS book. Afterwards hand out the animal hats and have children customize the interiors by coloring them in.
- 4. Memory game and instruction sheet.** This is a great game for two or more players. Teams can take turns while others are working on the activity sheets.

We hope you enjoy reading and sharing HEADS as much as we do!

Carol Gottshall
Simon & Schuster Children's Marketing Department
carol.gottshall@simonandschuster.com



Heads by Matthew Van Fleet

Illustrations © 2010 by Dragonfly Design, Inc.

When storytime is playtime!

Don't miss these incredibly interactive books from Matthew Van Fleet!



DOG



CAT




ALPHABET



**MONDAY THE
BULLFROG**

Use your head. **READ!**



When Storytime is Playtime!
Heads by Matthew Van Fleet



A Paula Wiseman Book
Simon & Schuster Children's Publishing
KIDS.SimonandSchuster.com

Illustrations © 2010 by Dragonfly Design, Inc.



Heads

Activity sheet

Match the animal head to the description!



Furry ears!




Wrinkly ears!



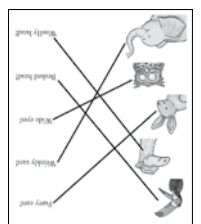
Wide eyes!




Beaked head!



Woolly head!



ANSWER:



Heads

A Paula Wiseman Book
Simon & Schuster Children's Publishing
KIDS.SimonandSchuster.com

By Matthew Van Fleet

Illustrations © 2010 by Dragonfly Design, Inc.






How many animals can you name?


1. _____

2. _____



3. _____

4. _____



By Matthew Van Fleet

Heads

A Paula Wiseman Book
Simon & Schuster Children's Publishing
KIDS.SimonandSchuster.com

Illustrations © 2010 by Dragonfly Design, Inc.

ANSWER:
1. GIRAFFE 2. FLAMINGO 3. TURTLE 4. GOOSE



Cat Counting

A large group of cats is called a clowder. The clowder of cats below has gotten together to play. Can you answer the questions below about this clowder?



- How many cats are in the clowder? _____
- How many cat paws are in the clowder? _____
- How many cat ears are in the clowder? _____
- How many cat toys are there? _____

Bonus question:

If each cat has 4 toes on each paw, how many cat toes are in the clowder?





Dog Rhyming

Dog, log. Cat, bat. These are examples of words that rhyme. Read the poem below, then figure out which of the words in the list on top goes in each blank.

Write each word in the correct blank and cross it off the list.

Naps Treats Sticks Floppy

Good dog, bad dog, neat dog, sloppy.
Silky dog, shaggy dog, soft ears _____.

Happy dog, sad dog, friendly dog licks.
Slobber dog, pant dog, drooly dog _____.

Lazy dog, playful dog, tiny dog yaps,
Long dog, short dog, tired dog _____.

Brave dog, scared dog, hungry dog eats,
Fetch dog, stay dog, dogs love _____.



By Matthew Van Fleet

DOG

A Paula Wiseman Book
Simon & Schuster Children's Publishing
KIDS.SimonandSchuster.com

Photographs © 2006 by Brian Stanton

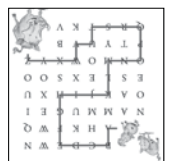

ANSWER:
Good dog, bad dog, neat dog, sloppy.
Silky dog, shaggy dog, soft ears **Floppy**.
Happy dog, sad dog, friendly dog licks.
Slobber dog, pant dog, drooly dog **sticks**.
Lazy dog, playful dog, tiny dog yaps.
Long dog, short dog, tired dog **naps**.
Brave dog, scared dog, hungry dog eats.
Fetch dog, stay dog, dogs love **treats**.




Alphabet Stepping Stones

These baby warthogs have been playing all day and now they can't find their mother!
Help them find their way back home.

Directions: Help the baby warthogs get home by finding the alphabet path along the stones.
Start with the letter **A** and continue along in the order of the alphabet.



ANSWER:




Alphabet

A Paula Wiseman Book
Simon & Schuster Children's Publishing
KIDS.SimonandSchuster.com

By Matthew Van Fleet

Illustrations © 2008 by Dragonfly Design, Inc.

From the creator of the #1 *New York Times* bestseller *Tails* comes Matthew Van Fleet's newest creation—*Heads!*



When storytime is playtime!

Don't miss these incredibly interactive books from Matthew Van Fleet!



DOG



CAT



ALPHABET



MONDAY THE
BULLFROG




Photograph © Brian Stanton


MATTHEW VAN FLEET

is the creator of the #1 *New York Times* bestsellers *Tails* and *Dog* as well as *Fuzzy Yellow Ducklings*, which has sold more than a million copies, *Cat*, *Alphabet*, *Monday the Bullfrog*, *Spotted Yellow Frogs*, and *One Yellow Lion*.

Visit him online at VanFleetBooks.com.

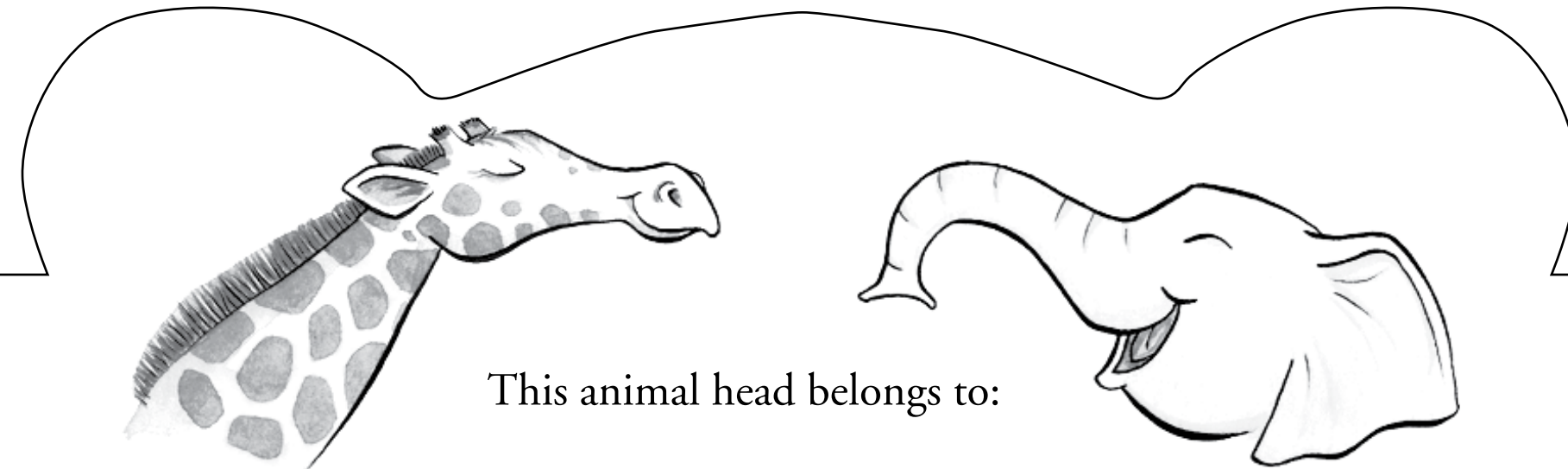






By Matthew Van Fleet

When Storytime is Playtime!
Heads
A Paula Wiseman Book
Simon & Schuster Children's Publishing
KIDS.SimonandSchuster.com



Illustrations © 2010 by Dragonfly Design, Inc.





Heads Memory Game

Instructions on how to play the HEADS Memory Game

The game is appropriate for any age and for 2 or more players. The goal is to get as many matches as possible. The player with the most matches is the winner.

1. Separate each card from the full sheet of cards.
2. Place all the animal cards face down.
3. Each player takes a turn flipping over two cards. If the animals do not match, then the player must return the cards back to their face down position. If the animals do match, the player keeps those two cards.
4. As the game continues, each player should pay close attention to where each animal is located, and try to remember the location in order to make a match. Alternate players until all the matches have been made.
5. The player with the most matches is the winner.



Heads

A Paula Wiseman Book
Simon & Schuster Children's Publishing
KIDS.SimonandSchuster.com


By Matthew Van Fleet

Illustrations © 2010 by Dragonfly Design, Inc.






Heads
Memory Game



Heads
Memory Game




Heads
Memory Game



Heads
Memory Game




Heads
Memory Game



Heads
Memory Game




Heads
Memory Game



Heads
Memory Game




Heads
Memory Game



Heads
Memory Game




Heads
Memory Game



Heads
Memory Game




Heads
Memory Game



Heads
Memory Game



Heads
Memory Game




Heads
Memory Game




Illustrations © 2010 by Dragonfly Design, Inc.



Illustrations © 2010 by Dragonfly Design, Inc.



Illustrations © 2010 by Dragonfly Design, Inc.



Illustrations © 2010 by Dragonfly Design, Inc.



Illustrations © 2010 by Dragonfly Design, Inc.



Illustrations © 2010 by Dragonfly Design, Inc.



Illustrations © 2010 by Dragonfly Design, Inc.



Illustrations © 2010 by Dragonfly Design, Inc.



Illustrations © 2010 by Dragonfly Design, Inc.



Illustrations © 2010 by Dragonfly Design, Inc.



Illustrations © 2010 by Dragonfly Design, Inc.



Illustrations © 2010 by Dragonfly Design, Inc.



Illustrations © 2010 by Dragonfly Design, Inc.



Illustrations © 2010 by Dragonfly Design, Inc.



Illustrations © 2010 by Dragonfly Design, Inc.



Illustrations © 2010 by Dragonfly Design, Inc.