





How to DRAW A CAR

FIRST, Find something to INSPIRE the SHAPE of YOUR CAR. THINGS Like CLOUDS, AIRPLANES, and BUGS Have good SHAPES. OR you can use YOUR IMAGINATION. Anything except REAL cars, because REAL cars are BORING!

INSPIRATION




LOTS of CAR DESIGN IDEAS come FROM FISH.



1

DRAW BASIC SHAPE



DON'T FORGET THE WHEEL HOLES!!

SOME VARIATIONS

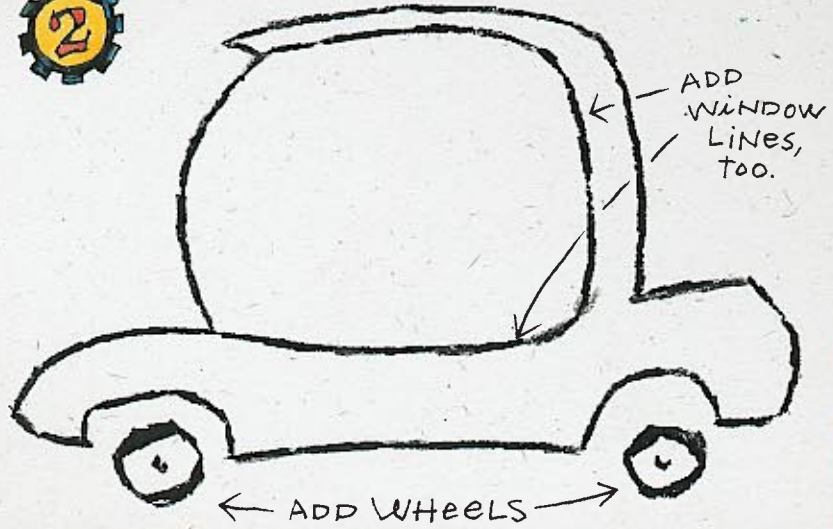
BASIC SPORTS CAR SHAPE



BOAT CAR - Goes ON Land and Water!



2



ADD WINDOW LINES, too.

ADD WHEELS

2

ADD WHEELS

Wheels on REAL cars are perfectly round, which is boring. Wheels should have WEIRD SHAPES so that your car will have a FUN, bouncy ride, kind of like bumper cars except up and down bumpy instead of sideways bumpy.

3



FUNNY Hat

FLOWING LOCKS

ENORMOUS PROBOSCIS

ADD OPTIONAL CHROME JUNK

3

GIVE YOUR CAR SOME CHARACTER!

Add a DRIVER to your car. If your car is GOOFY, the driver should be GOOFY too. Instant GOOFINESS can be achieved with a BIG NOSE, a FUNNY Hat, a Silly tie, and FLAME-RED HAIR.

4

ADD SOME PIZAZZ!!

4



OPTIONAL BACKGROUND

SHAKE LINES - a RESULT of UNROUND WHEELS

3

DUST LINES - to indicate a dusty Road.

SPEED LINES - Add one line for every ten MPH.

EXHAUST SWIRLS - come in 3 types:



MOTION LINES, NOT to Be CONFUSED WITH SHAKE LINES!!

TA-DA!! YOU'VE DRAWN A CAR!!