



Simon & Schuster Children's Publishing | 1230 Avenue of the Americas, New York, NY 10020

Dear Bookseller, Teacher, and Librarian:

OLIVIA, QUEEN OF THE TRAMPOLINE, HAS HER OWN EVENT KIT!

Thanks to all of you and to the scores of high-energy, creative, naughty, (mostly) loveable children around the world who can identify with her—Ian Falconer's inimitable piglet has joined the ranks of such picture book heroines as Eloise and Madeline.

Olivia makes an appearance in a sequel every bit as engaging as her first book. In *OLIVIA SAVES THE CIRCUS*, Olivia must perform the most challenging of back-to-school rituals: she must tell the class what she did over her vacation. This irresistible follow-up to the 2001 Caldecott Honor winning, *New York Times* Best Seller, Book Sense Book of the Year Award winning *OLIVIA*, is also a *New York Times* Best Seller, and a Book Sense Book of the Year Award winner! But she doesn't stop there...

In her new board books, *OLIVIA COUNTS* and *OLIVIA'S OPPOSITES*, this little piggy shows even the youngest readers the difference between "plain" and "fancy" and how to count to ten! Also available now is the *OLIVIA BOXED SET*, which includes *Olivia*, *Olivia Saves the Circus*, and a limited-edition poster—double the porcine fun!

Have fun with Olivia . . .

★ Juggle ★ Move the cat ★ Visit the museum ★ Paint

And let her wear you out with her highly anticipated event kit! We've given you all the elements, so you too will know "how to do everything".

As usual Olivia will steal the show!

GAYLEY CARILLO
Marketing Associate
Simon & Schuster Children's Publishing
Phone: 212.698.2124 Fax: 212.698.4350
gayley.carillo@simonandschuster.com

OLIVIA



Simon & Schuster Children's Publishing | 1230 Avenue of the Americas, New York, NY 10020

OLIVIA SCHEDULE SHEET

1 Month Ahead

- Pick a date and time for your event.
- Check your inventory of *Olivia*, *Olivia Saves the Circus*, *Olivia Counts*, and *Olivia's Opposites* books, and place your order.
- Also, order the new *Olivia Boxed Set*, (0-689-85389-0) for those Olivia fans who have to have everything!
- Review the list of new Olivia products and contact and order Olivia plush products, paper products, and more!

3-4 Weeks Ahead

- Promote the event in your store calendar, newsletter, or local newspaper.
- Notify your customers, daycare centers, local schools, libraries, and afterschool groups, etc.
- Make a list of all the materials that you might need, such as crayons, pencils, tape, etc.
- Decide if you want to do face painting and/or juggling, and get the necessary supplies.
- Make sure you have enough staff handy to help out with face-painting and with leading games, such as *Move the Cat Race*.

1-2 Weeks Ahead

- Photocopy the reproducible activity sheets.
- Make arrangements to have materials listed above for the event.

Event Day

- Double-check handouts and have them waiting nearby for easy distribution.
- Cut out all necessary objects for *Olivia Was Here* and *Move the Cat Race*.

OLIVIA

- Hang Olivia's "things" around the room in preparation for **Olivia Was Here**.
- Set out game boards and game pieces in preparation for **Move the Cat Race**.
- After guests have arrived read ***Olivia*** to the group.
- Play **Move the Cat Race**.
- Read ***Olivia Saves the Circus*** to the group.
- Play **Olivia Was Here**.
- Then pass out the coloring sheets, **Olivia Gets Dressed**, **Sometimes Olivia Has to Be Firm!**, **Olivia Word Scramble**, and crayons. Allow children to color on their own for approximately twenty minutes. While the group is coloring, have them take turns at trying to juggle and having their faces painted, if you chose to purchase materials.
- Next, lead the children in the **Olivia Loves Art!** activity.
- End the event by handing out stickers and window clings.


After Event Day

- E-mail gayley.carillo@simonandschuster.com with a re-cap of your Olivia event or with any electronic photographs.
- Please send any photographs to:
Simon & Schuster Children's Publishing
Attn: Gayley Carillo - 4th floor
1230 Avenue of the Americas
New York, NY 10020
- Be sure to include a photo in your next newsletter.
- Don't forget to restock on ***Olivia***, ***Olivia Saves the Circus***, ***Olivia Counts***, ***Olivia's Opposites***, and the ***Olivia Boxed Set!***

OLIVIA Move the Cat *Race*

Before Olivia can go to school, she needs to move her cat!

Finish



HOW TO PLAY *Move the Cat* RACE:

Move the Cat Race is played with two opposing teams. (When playing *Move the Cat Race* with younger children—ages 2-5—simplify the game by using one game board and one set of activity cards. Have the group work together to guess what activity the event leader is pantomiming.) Each team will need one game board and one set of punch out activity cards.

- Cut out activity cards along dotted lines.
- Divide group into two teams.
- Each team places their red *Move the Cat* marker on the **START** circle.
- Place one set of activity cards face down in front of each team.
- Each team must choose a player to go first.

- Both teams must start at the same time. This is a race to *Move the Cat*!
- Player one on each team picks any activity card from the pile without showing their other teammates.
- Player one, on each team, pantomimes the Olivia action on the card (without using words). Player one's teammates must guess which Olivia action is being demonstrated.

- Once the team has guessed the Olivia-action, Player one moves the cat one space on the game board. Player one then tags a teammate to pick a new activity card.
- Player two repeats the steps above. Continue playing until one team has Moved the Cat to the finish circle!

OLIVIA

MOVE THE CAT



Activity Card

OLIVIA

ILLUSTRATION COPYRIGHT © 2000 BY IAN FALCONER

MOVE THE CAT



Activity Card

OLIVIA

ILLUSTRATION COPYRIGHT © 2000 BY IAN FALCONER

MOVE THE CAT



Activity Card

OLIVIA

ILLUSTRATION COPYRIGHT © 2000 BY IAN FALCONER

MOVE THE CAT



Activity Card

OLIVIA

ILLUSTRATION COPYRIGHT © 2000 BY IAN FALCONER

MOVE THE CAT



Activity Card

OLIVIA

ILLUSTRATION COPYRIGHT © 2000 BY IAN FALCONER

MOVE THE CAT



Activity Card

OLIVIA

ILLUSTRATION COPYRIGHT © 2000 BY IAN FALCONER

MOVE THE CAT



Activity Card

OLIVIA

ILLUSTRATION COPYRIGHT © 2000 BY IAN FALCONER

MOVE THE CAT



Activity Card

OLIVIA

ILLUSTRATION COPYRIGHT © 2000 BY IAN FALCONER

MOVE THE CAT



Activity Card

OLIVIA

ILLUSTRATION COPYRIGHT © 2000 BY IAN FALCONER

MOVE THE CAT



Activity Card

OLIVIA

ILLUSTRATION COPYRIGHT © 2000 BY IAN FALCONER

Game Marker—Place on Start



OLIVIA

ILLUSTRATION COPYRIGHT © 2000 BY IAN FALCONER

MOVE THE CAT



Activity Card

OLIVIA

ILLUSTRATION COPYRIGHT © 2000 BY IAN FALCONER




Brushing teeth.



Jumping rope.



Dancing.



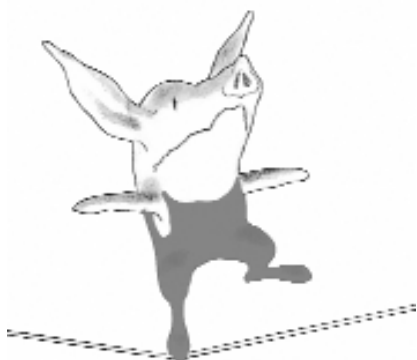
Excercising.



Singing.



Riding a scooter.



Tight-rope walking.



Dressing.



Reading.



Being a clown.

Game Marker—Place on Start




OLIVIA

ILLUSTRATION COPYRIGHT © 2000 BY IAN FALCONER



Juggling.

OLIVIA Gets Dressed



Olivia has to wear a really boring uniform to school. Draw her a new uniform and accessories that she would love to wear!

OLIVIA

Sometimes **OLIVIA** has to be firm!



Olivia is sometimes firm with her little brother, Ian, and sometimes with her trained dogs (who aren't very trained) as Madame Olivia.

Draw a picture of yourself when you have to be firm.
What kind of a face do you make? Do you put your hands on your hips, stomp your foot, or do you do something different?

OLIVIA

OLIVIA Loves Art!



In the book, *Olivia*, Olivia goes to the museum with her mother and brother, Ian. She looks at two different paintings and has very different feelings and ideas about them. Look at the paintings that Olivia observes in the museum. Then draw what the paintings make *you* think about.

OLIVIA

JOIN OLIVIA

AND BECOME _____

(write your name here)

THE JUGGLER!

**Soon you, too, will be
able to juggle like Olivia!**

- A.** Start by juggling two balls. Take one ball in each hand. Move your left hand to the center of your body and throw the ball up and over to your right hand.

Immediately after you throw the ball, move your right hand to the center of your body and throw that ball up and over to your left hand.

Catch both balls one after the other. Keep practicing!

- B.** Now, take all three balls: two in your left hand and one in your right hand. Repeat procedure A. (Throw the ball nearest our body in your left hand first).

Before you catch the incoming ball in your left hand throw the ball in that hand up and over towards your right hand. Don't worry about catching this ball yet. Just try to end up with one ball in each hand and one on the floor.

- C.** When confident, try to catch the third ball in your right hand i.e. ending up after three throws and catches with one ball in your left hand and two in your right hand.

Before catching the second ball in your right hand, throw the ball that's in that hand back to your left hand. By repeating this action you are juggling!



Congratulations! You are now ready to “save the circus”!

Not suitable for children under 3 years old.

OLIVIA

OLIVIA THE CLOWN!

YOU TOO CAN BECOME _____ THE CLOWN!
(write your name here)

Face Painting Instructions

*Face painting materials are available
at most party stores!*



A.

With the help of an adult pick out your favorite face-painting-color!



B.

Choose a part of your face to paint (nose, checks, forehead). Remember to keep the face paints away from your eyes!



C.

Pick a shape (such as a triangle, circle, or teardrop) and with the help of an adult paint the shape on both sides of your face. These are some suggestions. Be creative!



D.

Repeat steps A. through C. until you have painted on the perfect clown face.



Congratulations! You are now ready to “save the circus”!

Not suitable for children under 3 years old.

OLIVIA WAS HERE!

Olivia has lots of things. Sometimes Olivia leaves some of her things behind. Luckily, you're here to find them!



Olivia was here! What was she doing?

- ★ 1 Cut out Olivia's oversized things.
- ★ 2 Place the 6 pictures around the room in plain sight.
- ★ 3 As a group, collectively find one of Olivia's many things.
- ★ 4 Tell the group "Olivia was here!" Together discuss the many uses for Olivia's object.
- ★ 5 Use the book as a guide and identify different situations and activities that the object could be used for.

Here are some prompting questions—

What would Olivia do with this?

Have you seen this object before? Where? (At home, at school, etc.)

How would you use this differently than Olivia? (Answers can be silly or serious)


Where would you keep this?

What are some of your favorite things?

Can you find these objects in *Olivia* and *Olivia Saves the Circus* books?

- ★ 6 After discussing the object, read out Olivia's description of her "thing" on the reverse side of each object.
- ★ 7 Find and discuss all 6 of Olivia's "things".


OLIVIA WAS HERE!



This is Olivia's *boring* school uniform. She
has to wear it to school every day!

ILLUSTRATION COPYRIGHT © 2001 BY IAN FALCONER


OLIVIA WAS HERE!



This is Olivia's beachball. On sunny days, Olivia's mother takes her to the beach where she plays with her beachball and learns how to make sand castles.

ILLUSTRATION COPYRIGHT © 2000 BY IAN FALCONER


OLIVIA WAS HERE!



On sunny days, Olivia likes to go to
the beach. Olivia wears her
sunglasses because she feels it's
important to come prepared.

ILLUSTRATION COPYRIGHT © 2000 BY IAN FALCONER


OLIVIA WAS HERE!



This is the trampoline that Olivia
does her flips on. She is Olivia, Queen
of the Trampoline.

ILLUSTRATION COPYRIGHT © 2001 BY IAN FALCONER

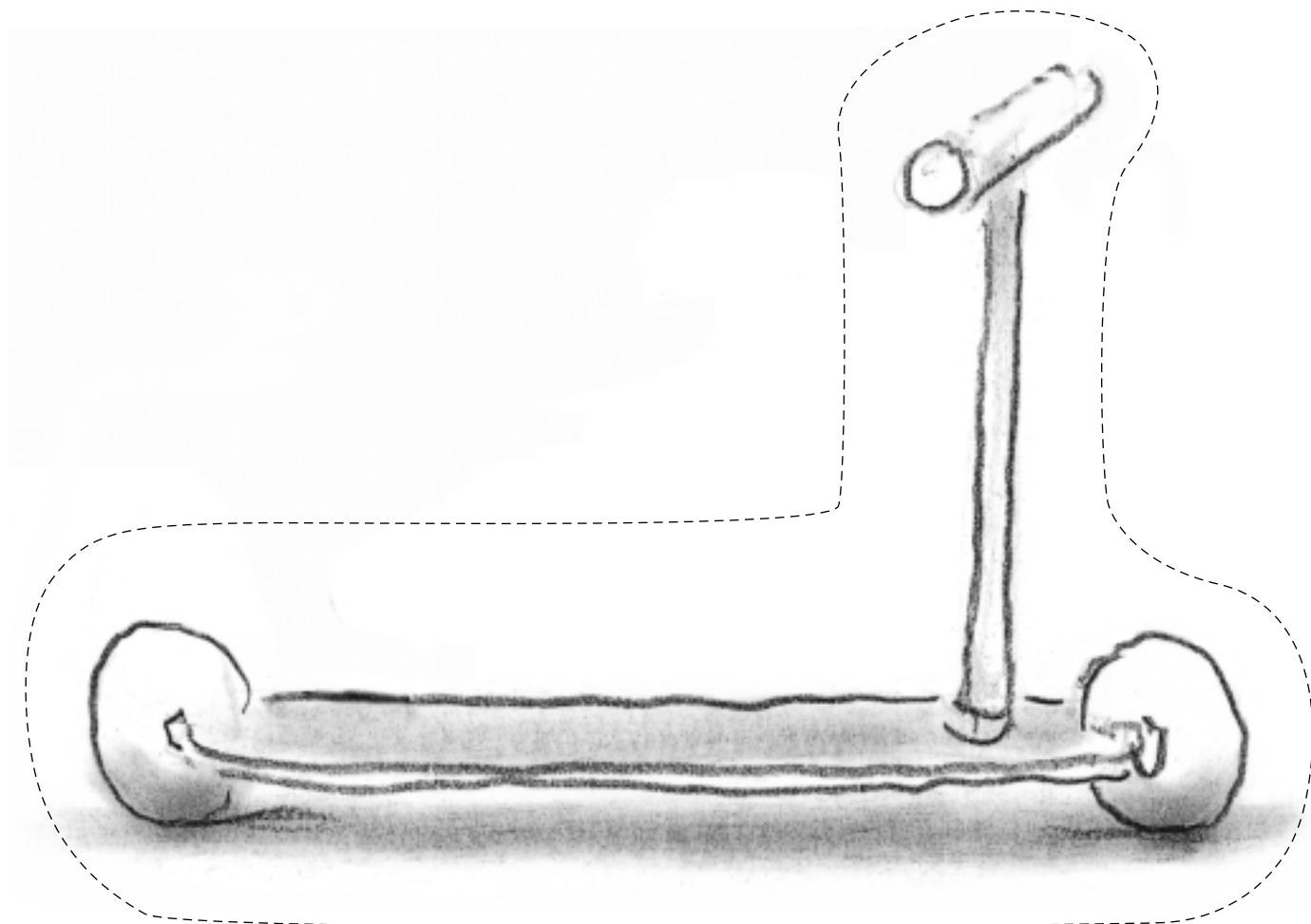
OLIVIA WAS HERE!



This is Olivia's ring-master top hat
that she wears when she saves the circus.
Now she is famous.

ILLUSTRATION COPYRIGHT © 2001 BY IAN FALCONER

OLIVIA WAS HERE!



Beep, beep—coming through.
She always wears her helmet when
she rides her scooter.

ILLUSTRATION COPYRIGHT © 2001 BY IAN FALCONER