


# Let's Draw Big!

Follow the steps to draw Big, don't forget his big smile!




Draw a oval.




Draw two small ovals on each side.



Draw two small dots and draw two larger circles around each. This makes Big's eyes.



Draw a oval under Big's eyes. Fill in the oval.




Draw half circles about each eye and draw the number 11 between the half circles.



Draw Big's big smile.



Draw the lines from Big's nose and around his mouth.



You did it! Color in this Big.



**Bunny Will Not Smile!**  
**Bunny Will Not Be Quite!**

AVAILABLE WHEREVER BOOKS ARE SOLD  
find me on facebook and instagram  
@wondervillestudios

© Jason Tharp • ItsOkaytoBeaUnicorn.com

