

Mermaid Tales

A Teaching Unit

Wish Upon a Starfish



Rights reserved. Student pages may be reproduced by the classroom teacher for classroom use only. No part of this teaching guide may be reproduced, stored in a retrieval system, or transmitted in any form without the permission of Debbie Dadey, except for the inclusion of brief quotations in a review and classroom use.

www.debbiedadey.com and www.facebook.com/debbiedadey

Other books in the Mermaid Tales series from Simon and Schuster include (also available in hardback and digital):

Trouble at Trident Academy ISBN-13: 978-1442429802 - Paperback

Battle of the Best Friends ISBN-13: 978-1442429826 - Paperback

A Whale of a Tale ISBN-13: 978-1442429840 - Paperback

Danger in the Deep Blue Sea ISBN-13: 978-1442429864 - Paperback

The Lost Princess ISBN-13: 978-1442482579 - Paperback

The Secret Sea Horse ISBN-13: 978-1442482609 - Paperback

Dream of the Blue Turtle ISBN-13: 978-1442482630 - Paperback

Treasure in Trident City ISBN-13: 978-1442482661 - Paperback

A Tale of Two Sisters ISBN-13: 978-1481402576 - Paperback

The Polar Bear Express ISBN 978-1481402606 – Paperback

Wish Upon a Starfish was first published in September 2015 ISBN ISBN-10: 1481402633; ISBN-13: 978-1481402637

Illustrations by Tatevik Avakyan

Mermaid Tales

WISH UPON A STARFISH

Book Summary:

Life is wonderful for Pearl! Not only is she going to see the famous Angelfish Molie in the theatre, but she is going to be the star in her school's play too! Unfortunately things don't work out as Pearl planned and life becomes horrible! Will Angelfish Molie help or is there no hope for Pearl?

Meet the author:




Debbie Dadey is the author and co-author of 162 children's books, including The Mermaid Tales and The Adventures of the Bailey School Kids books. A former librarian and teacher, Debbie and her husband, Eric, and her youngest son, Alex, live in Sevierville, TN.. One of her other books is Vampires Don't Wear Polka Dots. Find out more about her at www.debbiedadey.com and www.Facebook.com/debbiedadey. You can also find Debbie on Twitter and Pinterest. She would love to visit or Skype with your classroom.



Photo credit to Portrait Innovations



www.debbiedadey.com



©Debbie Dadey 2015

Wish Upon a Starfish published by Simon and Schuster, illustrations by Tatevik Avakyan

Mermaid Tales

DEBBIE DADEY BOOKLIST

Here is a selected list of books by Debbie Dadey. For a complete list of titles visit www.debbiedadey.com

Zombies Don't Play Soccer

Dream of the Blue Turtle

Ghost Game

Dragons Do Eat Homework

Marty the Mudwrestler (now as an ebook)

This Side of Magic

Slime Wars

A Tale of Two Sisters




Pre-reading activities: Before reading **Wish Upon a Starfish** complete some or all of the activities below to peak interest in the story, as well as to increase comprehension, reading, and predicting skills. The next two pages have pre-reading activities to try as well.

1. Bring starfish or starfish books into the classroom and challenge students to draw their favorite.
2. Ask students where they think a starfish lives. Discuss what a starfish's habitat might be like.
3. Challenge students to produce their own play. Several choices can be found at <http://www.debbiedadey.com/Teachers/index.php?gid=63> and more in later pages.
4. Ask students to write their own short play. This could be done in groups and then the groups could present their play to the class. An upcoming page may also be helpful.

Mermaid Tales

WISH UPON A STARFISH

Pre-reading activity/research

Name:	Date:	
-------	-------	---


Find four interesting facts about starfish and write them here:	Fact one:	Fact two:	Fact three:	Fact four:
Write the names of the books where you found the interesting facts here:	Book title:	Book title:	Book title:	Book title:
	Author:	Author:	Author:	Author:

WHAT FACT DID YOU FIND MOST INTERESTING?

E/LA COMMON CORE STANDARDS FOR READING GRADE 3 RI.3.5

ANSWERS WILL VARY.

www.debbiedadey.com



©Debbie Dadey 2015

Wish Upon a Starfish published by Simon and Schuster, illustrations by Tatevik Avakyan



Mermaid Tales

WISH UPON A STARFISH Pre-reading activity

Making the props and costumes for a play, writing the script, and practicing the parts can be great fun. Use the page below to plan your own play.

Title: _____

What will it be about? _____

Who will be the characters? _____

Use the back to draw costumes and prop ideas for your play. Use additional paper to write your script, making sure to mark who will be saying each line.

[CCSS.ELA-Literacy.RL.3.10](#)

Answers will vary



Mermaid Tales

WISH UPON A STARFISH

Pre-reading activity

New words To Learn for Wish Upon a Starfish

Chapter 1

bravo	bouquets	surrounded
billowed	sketched	costume

Chapter 2 and 3

napkin	announcement	performance
starring	theatrical	imagining

Chapter 4 and 5

normally	impatiently	attention
rehearsals	conservatory	honored

Chapter 6 and 7

bioluminescent	elegant	compare
plankton	performance	contrast


Chapter 8 – 11

misheard	memorizing	announced	cruel	enjoyable
blurted	clustered	sputtered	evil	nervous
practice	quitting	admired	characters	accidentally

[CCSS.ELA-Literacy.L.3.4](#)

E/LA Common Core Standards for Reading Grade 3 RL.3.4

www.debbiedadey.com



©Debbie Dadey 2015

Wish Upon a Starfish published by Simon and Schuster, illustrations by Tatevik Avakyan

Mermaid Tales

FUN WAYS TO LEARN VOCABULARY WORDS

FOR WISH UPON A STARFISH

- Fill a tray with colored sand and let students practice writing the vocabulary words with their fingers in the sand.
- Try sky (or ocean) writing. Let students stand up and spell the words in the air (or water if your school has a pool), making the words as big as their body.
- Let students design their own star fish and put a vocabulary word on each one. Use them to decorate the classroom door. Upon entering the room students must touch a starfish and say a word.
- Let students pick a word and make it the star of a poster! Let them tell why their word is the best.
- Play Go Fish! Make two sets of playing cards using index cards or use the flash cards on the following pages. Make sure you can't see through the cards and play by traditional Go Fish rules.

[CCSS.ELA-Literacy.L.3.4](#)



Mermaid Tales

accidentally



SIGHTWORDS.com

sketched



SIGHTWORDS.com

attention



SIGHTWORDS.com

compare




SIGHTWORDS.com

bouquets



SIGHTWORDS.com

rehearsals



SIGHTWORDS.com

Mermaid Tales

memorizing



SIGHTWORDS.com

nervous



SIGHTWORDS.com

cruel



SIGHTWORDS.com

honored



SIGHTWORDS.com

contrast



SIGHTWORDS.com

quitting



SIGHTWORDS.com

Mermaid Tales

elegant



SIGHTWORDS.com

blurred



SIGHTWORDS.com

sputtered



SIGHTWORDS.com

characters



SIGHTWORDS.com

misheard



SIGHTWORDS.com

announced



SIGHTWORDS.com

Mermaid Tales

normally



SIGHTWORDS.com

bravo



SIGHTWORDS.com

clustered



SIGHTWORDS.com

admired



SIGHTWORDS.com

evil



SIGHTWORDS.com

theatrical



SIGHTWORDS.com

Mermaid Tales

WISH UPON A STARFISH

Chapter 1/art and artists research

NAME:

DATE:

In chapter one of Mermaid Tales #12, an artist name Piddock Picasso sketches Pearl. Author Debbie Dadey named Piddock Picasso after the famous human artist, Pablo Picasso. Answer the questions below using your library or online resources.

What country was **Pablo Picasso** from and when did he die?

Picasso is famous for two artistic styles, surrealism and cubism. Which picture below do you think is his Three Musicians painting? This artwork is in the New York Museum of Modern Art.

Claude Monet is famous for impressionism. Where was he born and when did he die?

One of the paintings below is Monet's Impressionism Sunrise. Which one is it? _____

Vincent van Gogh is called a post impressionist. Where was he born and when did he die?

One of the paintings below is van Gogh's Starry night. Which one is it? _____

1

2

3



Which one of these paintings is your favorite and why do you like it? _____

[CCSS.ELA-Literacy.RI.3.1](#)

[CCSS.ELA-Literacy.CCRA.R.7](#)

Mermaid Tales

WISH UPON A STARFISH

Chapter 1/art and artists research

NAME: **answers**

DATE:

In chapter one of Mermaid Tales #12, an artist name Piddock Picasso sketches Pearl. Author Debbie Dadey named Piddock Picasso after the famous human artist, Pablo Picasso. Answer the questions below using the library or online resources.

What country was **Pablo Picasso** from and when did he die?

Pablo Picasso was born in the Netherlands and he died in 1890.

Picasso is famous for two artistic styles, surrealism and cubism. Which picture below do you think is his Three Musicians painting? This artwork is in the New York Museum of Modern Art. **#1**

Claude Monet is famous for impressionism. Where was he born and when did he die?

Claude Monet was born in France. He died in 1926.

One of the paintings below is Monet's Impressionism Sunrise. Which one is it? **#3**

Vincent van Gogh is called a post impressionist. Where was he born and when did he die?

Vincent van Gogh was born in the Netherlands. He died in 1890.

One of the paintings below is van Gogh's Starry night. Which one is it? **#2**

1

2

3



Which one of these paintings is your favorite and why do you like it? _____

answers will vary

CCSS.ELA-Literacy.CCRA.R.7

CCSS.ELA-Literacy.RI.3.1

Mermaid Tales

WISH UPON A STARFISH

Chapter 2/writing

NAME:

DATE:

In Wish Upon a Starfish, Pearl reads something interesting in her local newspaper. Make your own newspaper below, including interesting stories about your school or home.

Newspaper's Name:

Story one

Story two with a picture

Weather report with picture

Sports or Music report

answers will vary

CCSS.ELA-Literacy.W.3.2



Mermaid Tales

WISH UPON A STARFISH

Chapter 3/research skills

NAME: _____

DATE: _____

Some books have an index, which shows the page where certain topics can be found. Find a book that has an index and look up the following.

Find something that begins with the letter A and write it here: _____

On what page or pages can things that start with the letter M be found? _____

What is the title of the book that you are using to find the index?

Find the date that book was published and write it here. It will be in the front.

Some books have a glossary, which defines some words found in the book. Wish Upon a Starfish has a glossary telling about the sea animals mentioned in the story. Find these words and write what the glossary says about them.

WATER FLEA: _____

SWORDFISH: _____

Now, pick your own two words from the glossary. Write them on the back, along with their definitions.

[CCSS.ELA-Literacy.RL.3.1](https://www.coreknowledge.org/standards/CCSS/ELA-Literacy/RL/3/1/)



Mermaid Tales

WISH UPON A STARFISH

Chapter 3/research skills

NAME: teacher's page

DATE:

Some books have an index, which shows the page where certain topics can be found. Find a book that has an index and look up the following.

Find something that begins with the letter A and write it here: **Answers will vary.**

What page or pages can things that start with the letter M be found? **Answers will vary.**

What is the title of the book that you are using to find the index? **Answers will vary.**

Find the date that book was published and write it here. It will be in the front.

Answers will vary.

Some books have a glossary, which defines some words found in the book. Wish Upon a Starfish has a glossary telling about the sea animals mentioned in the story. Find these words and write what the glossary says about them.


WATER FLEA: The tiny water flea has a large eye and feathery swimming appendages.

SWORDFISH: The swordfish uses its sharp pointed bill for hunting and protection.

Now, pick your own two words from the glossary. Write them on the back, along with their definitions. **Answers will vary.**

CCSS.ELA-Literacy.RL.3.1

www.debbiedadey.com



©Debbie Dadey 2015

Wish Upon a Starfish published by Simon and Schuster, illustrations by Tatevik Avakyan



Mermaid Tales

WISH UPON A STARFISH

Chapter 4/research

NAME: _____

DATE: _____

In chapter four of Wish Upon a Starfish, Pearl is excited to meet a famous meractress, Angelfish Molie. If you could meet someone famous who would it be?

Famous Person: _____

Now, use the library or Internet to find out information about this person and list where you found it. **Answers will vary.**

1. Where was my famous person born? _____

List source or website: _____

2. When was my famous person born? _____

List source or website: _____

3. What did my person do to become famous? _____

List source or website: _____

4. Where does my famous person live? _____

List source or website: _____

5. What do you think makes this famous person special?

[CCSS.ELA-Literacy.RL.3.1](#)

Mermaid Tales

WISH UPON A STARFISH

Chapter 5/math

NAME:

DATE:



Advance Tickets: 50 shells

Tickets the night of the show: 75 shells

Front row tickets: 200 shells


In Wish Upon a Starfish, Angelfish Molie gives away five tickets. If they had to buy tickets, how much would they be?

1. How much would five regular advance tickets cost? _____
2. How much would five front row tickets cost? _____
3. How much would five regular tickets cost if you bought them the night of the show?

4. If Mrs. Karp had also brought Rocky and Wanda, how much would these two have cost? _____
5. What if Mrs. Karp had bought tickets for her entire class of twenty students and herself? How much would that have cost?

[CCSS.Math.Content.3.OA.A.3](#)

www.debbiedadey.com



©Debbie Dadey 2015

Wish Upon a Starfish published by Simon and Schuster, illustrations by Tatevik Avakyan

Mermaid Tales

WISH UPON A STARFISH

Chapter 5/math

NAME:

answers

DATE:



Advance Tickets: 50 shells

Tickets the night of the show: 75 shells

Front row tickets: 200 shells

In Wish Upon a Starfish, Angelfish Molie gives away five tickets. If they had to buy tickets, how much would they be?

1. How much would five regular advance tickets cost? _____ **250 shells** _____
2. How much would five front row tickets cost? _____ **1000 shells** _____
3. How much would five regular tickets cost if you bought them the night of the show?
_____ **375 shells** _____
4. If Mrs. Karp had bought advance tickets for Rocky and Wanda, how much would those two have cost?
100 shells
5. What if Mrs. Karp had bought advance tickets for her entire class of twenty students and herself? How much would that have cost?
_____ **1050 shells** _____

CCSS.Math.Content.3.OA.A.3

Mermaid Tales

WISH UPON A STARFISH

Chapter 6/stage directions

What better way to learn about the production of a play than to actually attend a professional theatrical event? Check with your school's office to see if they have an arrangement with a local theater for you to visit, or perhaps a traveling group can bring their production to your school. If not, a video such as the one listed below will let students partake in a real play.

Charlotte's Web: <https://www.youtube.com/watch?v=QWwYt3O-MAo>

The Little Mermaid Jr.: <https://www.youtube.com/watch?v=ahBzwUfgU7E>

Here is a link that lists theater groups that visit schools:

<https://www.google.com/search?q=theater+groups+that+visit+schools&ie=utf-8&oe=utf-8>

Here are some sources for plays for your class to put on themselves:

<http://sandyasher.com/plays/>

Free plays: <http://www.debbiedadey.com/Teachers/index.php?gid=63>

http://a2zhomeschooling.com/explore/fine_arts_kids/theatrics/drama_scripts_skits_kids_teens/

Play a game where kids learn stage directions. Go to school's auditorium or gym. Let students stand on the stage (the entire class or start with one or two). Give directions, such Move stage right or Move downstage or boys move downstage. Blocking is where the director tells each actor what to do in a certain part of a play.

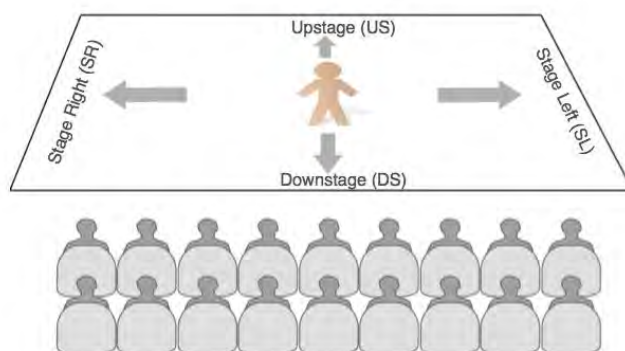


Image and stage direction game from:
<http://www.bbbpress.com/2013/10/drama-game-stage-directions/>

Mermaid Tales

WISH UPON A STARFISH

Chapter 7

NAME:

DATE:

Peter Pan



Alice



Mrs. Mallord



In Wish Upon a Starfish, Pearl is afraid of a shark statue. Above are three statues that aren't scary at all! Read about these statues and answer the following questions, using the library when needed.

Peter Pan: Author J.M. Barrie had this bronze statue of Peter Pan made and placed in the exact spot in Kensington Gardens where Peter Pan lands in one of his stories.

Alice in Wonderland: This eleven foot tall statue stands in New York's Central Park and depicts Alice from Lewis Carol's beloved story sitting on a mushroom surrounded by the Cheshire Cat and the Mad Hatter.

Make Way for Ducklings: One of the most popular sites in the Boston Public Gardens is this sculpture of Mrs. Mallard and her ducklings from the 1941 book, Make Way for Ducklings, by Robert McCloskey.

1. Which of the above statues is located in Central Park? _____
2. What state is Central Park located in? _____
3. How tall is the Alice in Wonderland statue? _____
4. What country is Kensington Gardens located in? _____
5. Find out what state Boston is in and write it here. _____
6. Who wrote the Peter Pan stories? _____
7. What year was Make Way for Ducklings published? _____
8. Why do you think the statues are all made of bronze? (use the back to answer)

<http://www.amusingplanet.com/2013/10/7-famous-statues-inspired-by-fairy-tales.html>

E/LA Common Core Standards for reading Grade 3 RI.3.9

Mermaid Tales

WISH UPON A STARFISH

Chapter 7

NAME: **answers**

DATE:

Peter Pan



Alice



Mrs. Mallord



In Wish Upon a Starfish, Pearl is afraid of a shark statue. Above are three statues that aren't scary at all! Read about these statues and answer the following questions, using the library when needed.

Peter Pan: Author J.M. Barrie had this bronze statue of Peter Pan made and placed in the exact spot in Kensington Gardens where Peter Pan lands in one of his stories.

Alice in Wonderland: This eleven foot tall statue stands in New York's Central Park and depicts Alice from Lewis Carol's beloved story sitting on a mushroom surrounded by the Cheshire Cat and the Mad Hatter.

Make Way for Ducklings: One of the most popular sites in the Boston Public Gardens is this sculpture of Mrs. Mallard and her ducklings from the 1941 book, Make Way for Ducklings, by Robert McCloskey.

1. Which of the above statues is located in Central Park? **Alice in Wonderland**
2. What state is Central Park located in? **New York**
3. How tall is the Alice in Wonderland statue? **eleven foot tall**
4. What country is Kensington Gardens located in? **England**
5. Find out what state Boston is in and write it here. **Massachusetts**
6. Who wrote the Peter Pan stories? **J.M. Barrie**
7. What year was Make Way for Ducklings published? **1941**
8. Why do you think the statues are all made of bronze? **Last in the weather**

<http://www.amusingplanet.com/2013/10/7-famous-statues-inspired-by-fairy-tales.html>

E/LA Common Core Standards for reading Grade 3 RI.3.9

Mermaid Tales

WISH UPON A STARFISH

Chapter 8/writing

NAME:

DATE:

In chapter eight of Wish Upon a Starfish Pearl finds out that playing the mean character can be fun. Now you get to make up your own characters. Have fun!

1. Main character: Protagonist-usually the good guy _____

Can you name a main character in another story? _____

What is the name of the story? _____

2. Mean character: Antagonist-not nice at all! _____

Can you name a mean character in another story? _____

What is the name of the story? _____

3. Supporting characters: Confidante-could be the main character's friends or pet

Can you name a main character in another story? _____

What is the name of the story? _____


Now use the back of this page to create a fun short story with your characters.

http://www.debbiedadey.com/upload/Basic_Character_Chart.pdf

answers will vary

[CCSS.ELA-Literacy.W.3.3.a](#)

www.debbiedadey.com



©Debbie Dadey 2015

Wish Upon a Starfish published by Simon and Schuster, illustrations by Tatevik Avakyan



Mermaid Tales


WISH UPON A STARFISH

Chapter 9

NAME:

DATE:

In *Wish Upon a Starfish*, Wanda and Pearl must memorize their lines. Below are some things that are useful to know. Pick either the planets, the presidents, or a poem to memorize and share with your class.



Who Has Seen the Wind? By [Christina Rossetti](#)

Who has seen the wind?

Neither I nor you:

But when the leaves hang trembling,

The wind is passing through.

Who has seen the wind?

Neither you nor I:

But when the trees bow down their heads,

The wind is passing by.

Source: *The Golden Book of Poetry* (1947)


For more things to memorize visit: <http://edsnapshots.com/memory-work-for-homeschool/>

<https://www.pinterest.com/pin/201395414560368859/>

timvandevall.com

[CCSS.ELA-Literacy.RL.3.10](#)

www.debbiedadey.com



©Debbie Dadey 2015

Wish Upon a Starfish published by Simon and Schuster, illustrations by Tatevik Avakyan



Mermaid Tales

WISH UPON A STARFISH

Chapter 10

NAME: _____

DATE: _____

In *Wish Upon a Starfish*, Pearl is afraid of a shark statue. Read the paragraph below about sharks and then answer **true or false** to the questions.


Shark

The largest fish in the world is a whale shark. Its mouth is big enough to put a human inside, but it only eats plankton and small fish. The second largest fish is also a shark, the basking shark. It swims with an open mouth to filter plankton out of the water. One of the strangest looking sharks is the rare goblin shark. It is pale pink with a long snout like a unicorn. Another unusual looking shark is the hammerhead. Its head is shaped like the letter T! It eats fish and even other sharks.

1. The largest fish in the world might like you for a snack. _____
2. The second largest fish in the world is a blue whale. _____
3. The goblin shark has rarely ever been seen. _____
4. The hammerhead shark does not eat meat. _____
5. A dog could fit inside a whale shark's mouth. _____
6. The hammerhead shark is pale pink with a head like a T. _____
7. The whale shark eats other sharks. _____

CCSS.ELA-Literacy.RI.3.5

www.debbiedadey.com



©Debbie Dadey 2015

Wish Upon a Starfish published by Simon and Schuster, illustrations by Tatevik Avakyan



Mermaid Tales

WISH UPON A STARFISH

Chapter 10

NAME: **answers**

CCSS.ELA-Literacy.RI.3.5

DATE:

In Wish Upon a Starfish, Pearl is afraid of a shark statue. Read the paragraph below about sharks and then answer **true or false** to the questions.

Shark

The largest fish in the world is a whale shark. Its mouth is big enough to put a human inside, but it only eats plankton and small fish. The second largest fish is also a shark, the basking shark. It swims with an open mouth to filter plankton out of the water. One of the strangest looking sharks is the **rare** goblin shark. It is pale pink with a long snout like a unicorn. Another unusual looking shark is the hammerhead. Its head is shaped like the letter T! It eats fish and even other sharks.

1. The largest fish in the world might like you for a snack. **False**
2. The second largest fish in the world is a blue whale. **False**
3. The goblin shark has rarely ever been seen. **True**
4. The hammerhead shark does not eat meat. **False**
5. A dog could fit inside a whale shark's mouth. **True**
6. The hammerhead shark is pale pink with a head like a T. **False**
7. The whale shark eats other sharks. **False**

Mermaid Tales

WISH UPON A STARFISH

Chapter 11/spelling

NAME: _____

DATE: _____

Below are some words from Mermaid Tales #12, Wish Upon a Starfish, but some of them are spelled wrong. Underline the incorrect words and put the correct spelling beside them. Find them all and you are a STAR!



1. Dreeming _____
2. Production _____
3. Teachar _____
4. Studentz _____
5. Surprize _____
6. continnued _____
7. notic _____
8. nobody _____
9. eskape _____

[CCSS.ELA-Literacy.RF.3.3.d](#)

Mermaid Tales

WISH UPON A STARFISH

Chapter 11/spelling

NAME: answers

DATE:


Below are some words from Mermaid Tales #12, Wish Upon a Starfish, but some of them are spelled wrong. Underline the incorrect words and put the correct spelling beside them. Find them all and you are a STAR!



1. Dreeming dreaming
2. Production _____
3. Teachar teacher
4. Studentz students
5. Surprize surprise
6. continnued continued
7. notic notice
8. nobody _____
9. eskape escape

CCSS.ELA-Literacy.RF.3.3.d

www.debbiedadey.com



©Debbie Dadey 2015

Wish Upon a Starfish published by Simon and Schuster, illustrations by Tatevik Avakyan

Mermaid Tales

WISH UPON A STARFISH

Chapter 12/writing

NAME: _____

DATE: _____

You are a reporter. Find someone interesting to interview. It can be someone at your school or home. Think up some questions to ask them. Use their answers to write a paragraph about them on the back of this page. Then type your paragraph and check for errors. Is it interesting? Your class can put them together to make a computer book to share.

MY INTERVIEW PERSON: _____

1. QUESTION: _____

ANSWER: _____

1. QUESTION: _____

ANSWER: _____

2. QUESTION: _____

ANSWER: _____

3. QUESTION: _____

ANSWER: _____

4. QUESTION: _____

ANSWER: _____

CCSS.ELA-Literacy.W.3.4

answers will vary

CSS.ELA-Literacy.W.3.6