


another

Draw **ANOTHER** you!

See yourself in another world and create a self portrait.





another



Fill in the blanks!


How many balls do you see? What color are the balls?

NUMBER

COLOR







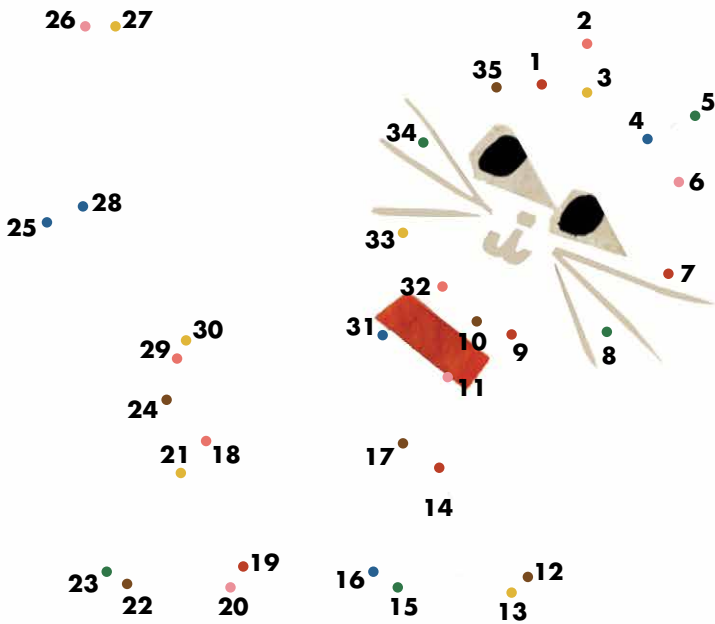






Connect the dots!

Draw lines in the correct order to reveal ANOTHER picture.






A GUIDE TO SHARING another WITH YOUNG READERS

With ANOTHER and other wordless picture books, readers take an active part in bringing the story to life. This wordless format allows readers to make discoveries, fill in gaps in information, revise ideas, and encourages limitless imagination.

Share these activities with young readers to help them discover the joys of inspiring, playful, and engaging wordless picture books, like ANOTHER by Christian Robinson.

1. Predict what ANOTHER is about. Examine the paper cover (front and back), the cover flaps, and the title page. Take off the cover and look at the illustrations underneath. What information can you find? Based on this, what do you think ANOTHER is about? Make a prediction and jot it down. When you finish reading ANOTHER, see if you were correct.
2. Examine the pictures on each page. Then, with your classmates or a partner, tell the story of ANOTHER in your own words.
3. Discuss the following elements in ANOTHER: character, setting, plot, and big idea.
4. Think about how you came up with your ANOTHER storyline. What clues did you find in the pictures to support your ideas?
5. Why do you think Christian Robinson chose to write a wordless book? Why do you think the story might change depending on who is reading it?
6. Draw your own wordless story. What surprised you most as you were creating? What was the most challenging part? What was the most exciting?
7. Continue the story that takes place in ANOTHER. What do you think happens next? Try writing and illustrating a few scenes.



ISBN: 9781534421677
\$17.99/\$23.99 CAN
Ages 4-8




Illustration © 2019 by Christian Robinson