

by Emmy Kastner

ACTIVITY BOOKLET




Ice Cream Made Easy!



Ingredients




- 2 Cups of Heavy Cream
 - 1 Can (14 ounces) of Sweetened Condensed Milk
 - 2 Teaspoons of Vanilla Extract
1. Combine 2 cups of heavy cream with 2 teaspoons of vanilla extract.
 2. Whip heavy cream either by hand or with an electric mixer until stiff peaks begin to form.
 3. Slowly drizzle in a chilled can of sweetened condensed milk.
 4. Pour into an airtight container and freeze overnight (about 4-6 hours).
 5. Enjoy!



All the Ice Cream in the Land

Written and illustrated by Emmy Kastner



 SIMON & SCHUSTER
Books for Young Readers



© 2026 by Emmy Kastner
REPRODUCIBLE



Make Your Own Sundae!




Use the space below to draw and color your own perfect ice cream sundae!
Make as many flavors as you wish! Add sprinkles, caramel drizzle,
chocolate chips, or any other toppings you desire!



All the Ice Cream in the Land

Written and illustrated by Emmy Kastner



 SIMON & SCHUSTER
Books for Young Readers


© 2026 by Emmy Kastner
REPRODUCIBLE



Find the Ice Cream Cones!




Princess Roselyn has lost her ice cream cones in the herd of cows!
See if you can find all 6 ice cream cones below!



All the Ice Cream in the Land

Written and illustrated by Emmy Kastner



 SIMON & SCHUSTER
Books for Young Readers

© 2026 by Emmy Kastner
REPRODUCIBLE



ANSWER: